

Finchley Church End

FINCHLEY CHURCH END WARD PROFILE



Key 2001 Census Statistics

The 2001 Census provides a uniquely accurate and comprehensive picture of the borough. This ward profile is one of a set of 21 compiled to help local analysis and comparisons. Each table gives the number and percentage of the ward's residents, households or dwellings that fall into a variety of categories and ranks the per cent with the other Barnet wards, giving the overall Barnet percentage

All data in this profile is drawn from Census 2001 Key Statistics. It is Crown copyright and may be reproduced only with permission of the Controller

Summary Key Facts

- Finchley Church End is, with 13,810 residents, Barnet's smallest ward
- The ward has comparatively high levels of residents over 64 but the smallest per cent of under fives
- There are comparatively low rates of disability and poor health
- Over one quarter of Finchley Church End workers are in the real estate, renting and business activities sector, the second highest proportion in Barnet
- Finchley Church End has the second lowest proportion of residents in the 16 to 74 age range who have no qualifications, 14.1%
- 37.2% of Finchley Church End residents own their homes outright, the second highest rate in Barnet. Conversely, the ward has comparatively low rates of households in council housing and other kinds of social housing

Basic Data

		Rank	Barnet average
Population	13,810	21	
Households	5,779	16	
People per household	2.4	17	2.5 people
Area (square kilometres)	2.7	15	
People per square kilometre	5,114.8	10	3,637 people



Finchley Church End

Age

Age	Resident	%	Ward % rank	Barnet average
Under 5	724	5.2%	21	6.4%
5-19	2,193	15.9%	19	18.4%
20-64	8,585	62.2%	7	60.7%
65-74	1,126	8.2%	5	7.3%
75+	1,182	8.6%	4	7.2%

Residents' Place of Birth

Percentage of population that was born within the United Kingdom and in countries outside the UK.

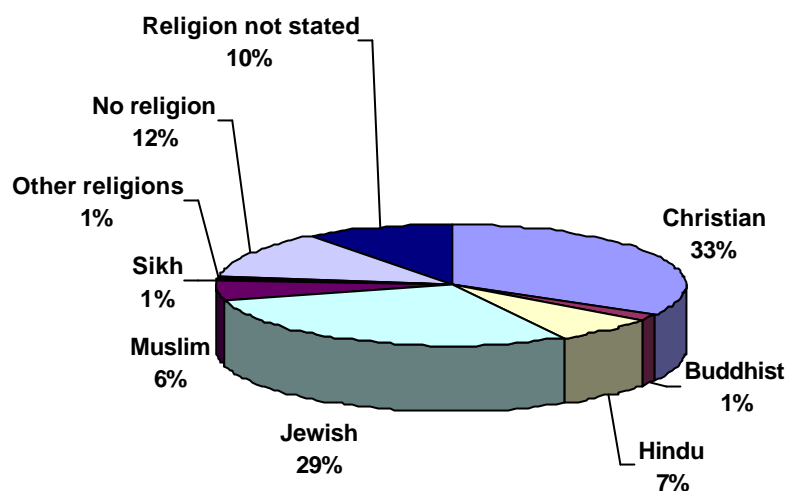
Residents Born in the United Kingdom		Residents Born outside the United Kingdom	
			
Residents	9,027	Residents	4,783
%	65.4%	%	34.6%
Ward % rank	15	Ward % rank	7
Borough %	69.4%	Borough %	30.6%

Ethnicity and Religion

Ethnic Group	Residents	%	Ward % rank	Barnet Average
White British	8,145	59.0%	12	59.9%
White Irish	338	2.4%	18	3.4%
White Other	1,760	12.7%	5	10.8%
Mixed: White and Black Caribbean	42	0.3%	19	0.5
Mixed: White and Black African	52	0.4%	15	0.5%
Mixed: White and Asian	165	1.2%	5	1.0%
Mixed: Other Mixed	128	0.9%	12	1.0%
Indian	1,291	9.3%	7	8.6%
Pakistani	164	1.2%	11	1.3%
Bangladeshi	44	0.3%	16	0.5%
Other Asian	307	2.2%	6	2.0%
Black Caribbean	105	0.8%	16	1.3%
Black African	523	3.8%	12	4.3%
Black Other	27	0.2%	16	0.3%
Chinese	256	1.9%	12	2.0%
Other Ethnic Group	463	3.4%	6	2.6%

Finchley Church End

Religion



Religion	Residents	%	Ward % rank	Barnet Average
Christian	4,611	33.4%	17	47.3%
Buddhist	183	1.3%	6	1.1%
Hindu	990	7.2%	7	6.7%
Jewish	3,949	28.6%	5	14.8%
Muslim	786	5.7%	12	6.2%
Sikh	79	0.6%	5	0.4%
Other religions	117	0.8%	11	1.0%
No religion	1,706	12.4%	10	12.8%
Religion not stated	1,389	10.1%	6	9.7%

Disability, Health and Care

	Residents	%	Ward % rank	Barnet average
With a disability	1,855	13.4%	18	14.6%
Not in good health	876	6.3%	17	7.3%
Providing unpaid care	1,221	8.8%	12	9.0%
Of whom providing at least 50 hours a week	150	12.3% of carers	19	16.3% of carers

Finchley Church End**Economic Activity**

	Residents	%	Ward % rank	Barnet average
All people 16-74	10,266			
Economically active				
Employees	4,972	48.4%	13	49.4%
Self-employed	1,464	14.3%	5	12.2%
Unemployed	283	2.8%	17	3.4%
Full-time student	273	2.7%	12	2.8%
Economically inactive				
Retired	1,017	9.9%	13	10.1%
Student	874	8.5%	5	7.4%
Looking after home/family	769	7.5%	11	7.5%
Permanently sick/disabled	265	2.6%	18	3.4%
Other	349	3.4%	16	3.7%

Industry of Employment

Industry	Employed Residents 16 to 74	%	Ward % rank	Barnet average
Agriculture, fishing, mining	34	0.5%	13	0.5%
Manufacturing	428	6.4%	14	6.8%
Electricity, gas & water supply	15	0.2%	15	0.3%
Construction	207	3.1%	20	4.4%
Wholesale & retail trade, car repair	1,061	15.9%	12	16.6%
Hotels & catering	255	3.8%	13	4.2%
Transport, storage & communication	376	5.6%	19	7.0%
Financial intermediation	442	6.6%	14	6.9%
Real estate, renting & business activities	1,765	26.5%	2	21.5%
Public administration & defence	315	4.7%	10	4.6%
Education	569	8.5%	14	8.7%
Health & social work	691	10.4%	15	11.0%
Other	506	7.6%	5	7.6%

Finchley Church End

Qualifications: people 16-74

	Residents 16-74	%	Ward % rank	Barnet average
No qualifications	1,444	14.1%	20	19.6%
Degree, NVQ (levels 4 & 5), HNC, HND or professional qualification	4,589	44.7%	4	35.5%

Socio-economic Classification: people 16-74

Occupation	Residents	%	Ward % rank	Barnet average
Large employer, higher managerial / Higher professional	1,841	17.9%	3	14%
Lower managerial & professional/ Intermediate	3,569	34.8%	10	33.6%
Small employer & own account worker / Lower supervisory & technical	1,100	10.7%	18	11.9%
Semi-routine/ Routine	788	7.7%	20	11.8%
Never worked/ Long-term unemployed	457	4.5%	12	4.8%
Full-time student/ Unclassified	2,511	24.5%	9	23.9%

Travel to Work All residents aged 16-74 in employment

	Residents	%	Ward % rank	Barnet average
Underground	1,907	28.8%	5	23.0%
Train	194	2.9%	17	5.2%
Bus	474	7.1%	13	8.9%
Car/van, motor bike, taxi	2,865	43.2%	13	45.3%
On foot, bicycle	397	6.0%	14	7.0%
Public transport users in households with a car or van	1,912	28.8%	8	27.6%
Households without a car/van	1,306	22.6%	13	26.7%
People who work mainly at or from home	796	12.0%	5	10.6%
All cars or vans in area	6,899	119.4 cars per 100 households	9	109.2 cars per 100 households

Finchley Church End

Dwellings

	Dwellings	%	Ward % rank	Barnet average
Detached	843	14.0%	8	11.4%
Semi-detached	1,814	30.2%	11	31.2%
Terraced	343	5.7%	21	18.1%
Flat, maisonette or apartment	2,998	49.9%	5	39.2%
Household spaces				
With residents	5,779	96.3%	16	96.8%
Vacant	188	3.1%	8	2.9%
Second home/holiday accommodation	36	0.6%	3	0.3%

Tenure

		Households	%	Ward % rank	Barnet average
Owner occupier	Own outright	2,151	37.2%	2	30.1%
	Own with mortgage/loan	1,850	32.0%	18	35.6%
	Shared ownership	22	0.4%	19	0.9%
Rent from	Council	242	4.2%	18	10.5%
	Housing Association/Registered Social Landlord	81	1.4%	21	4.5%
	Private landlord	1,182	20.5%	5	15.3%
	Other	251	4.3%	2	3.2%

Finchley Church End

Household Composition

		Households	%	Ward % rank	Barnet average
One person	Pensioner only	903	15.6%	4	13.5%
	Other	1,053	18.2%	10	17.8%
One family	Married or co-habiting couple with children	765	13.2%	12	27.5%
	Married or co-habiting couple – no children	1,415	24.5%	16	13.2%
	Lone parent	350	6.1%	19	9.7%
	All pensioner households	528	9.1%	4	7.5%
Other		765	13.2%	6	10.8%

Population living in Communal Establishments

Residents	%	Ward % rank	Barnet average
134	1.0%	14	1.4%

This ward profile has been produced by Barnet Council's Corporate Performance Office: peter.keeble@barnet.gov.uk.